SCREWDRIVERS MASTERTORK 1000V

EGA Master insulated tools comply with IEC 60900 regulations, all of which are subject to a dielectric test at 10,000V (i.e. at an intensity 10 times greater than that certified).

The tools are also subject to adhesion, dielectric penetration, impact and flame spread tests, in accordance with the rigorous European standard.

CERTIFIED PREMIUM INDUSTRIAL TOOLS

MASTERTORK
Medal International Salon of Invention, Paris 2007



Isolation conical

1. Designed to access tighter spaces thanks to its conical insulation, which provides a lower thickness at the tip.

2. Its innovative anti-slip tip system and magnetic facilitates positioning and prevents unforeseen landslides.

3. Its exclusive chrome-molybdenum alloy rod Vanadium allows tightening 30% higher than that of standard screwdrivers.

4. Double vertical and frontal marking of type and size facilitates identification quick screwdriver that we need to employ.

5. The hole in the handle allows for leverage.

6. Equipped with wider ergonomic and non-slip handles, they offer superior grip preventing slipping.

ELECTRICIAN

MM

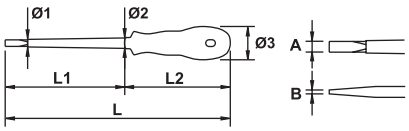

COD.	A (mm)	B (mm)	Ø 1 (mm)	Ø 2 (mm)	Ø 3 (mm)	L (mm)	L1 (mm)	L2 (mm)			
76620	2,5	0,4	4,4	6,1	26	160	75	85	16	●	●
76621	3	0,5				185	100				
76734	3,5	0,6									
76622	4	0,8	5,4	7	34	230	125	105	8		●
76623	5,5	1	6,4	8,8							●
76624						255	150				
76625	6,5	1,2	8,4	11	36	265		115	6	-	-
76626	8		9,4	12,3	40	305	175	130			
76627	10	1,6	11,4	15		330	200				

1000 V | IEC 60900 | DIN ISO 2380 | Registered model

INCH

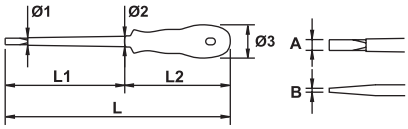

COD.	A (inch)	B (inch)	Ø 1 (mm)	Ø 2 (mm)	Ø 3 (mm)	L (mm)	L1 (inch)	L2 (mm)			
75063	3/32	0,016	4,4	6,1	26	160	3	85	16	●	●
75064	1/8	0,02				185	4				
75065	5/32	0,032	5,4	7	34	230	5	105	8		
75066	7/32	0,04	6,4	8,8							
75067						255	6				
75068	1/4	0,046	8,4	11	36	265		115	6		-
75069	5/16		9,4	12,3	40	305	7	130			
75081	25/64	0,063	11,4	15		330	8				

1000 V | IEC 60900 | DIN ISO 2380 | Registered model

ULTRA SLIM

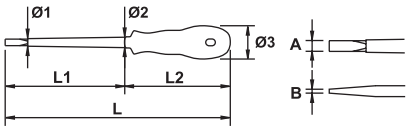

COD.	A (mm)	B (mm)	Ø 1 (mm)	Ø 2 (mm)	Ø 3 (mm)	L (mm)	L1 (mm)	L2 (mm)			
76074	3.5	0.6	3.5	6.5	26	160	75	85	16	●	●
76075	4	0.8	4	7	34	205	100	105	8		●
76076	5.5	1	5.5	8.5		230	125				●
76077	6.5	1.2	6.5	9.5	36	265	150	150	6		-

1000 V | IEC 60900 | DIN ISO 2380 | Registered model

PHILLIPS®*

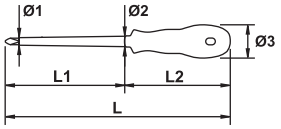

COD.		Ø 1 (mm)	Ø 2 (mm)	Ø 3 (mm)	L (mm)	L1 (mm)	L2 (mm)			
76628	PH-0	4,4	5	26	145	60	85	16	●	●
76738	PH-1	6,4	7,6	34	185	80	105	8		●
76629					205	100				
76630	PH-2	7,4	9,6	36	240	125	115	6		-
76631	PH-3	9,4	12,3	40	280	150	130			
76632	PH-4				330	200				

1000 V | IEC 60900 | DIN ISO 8764 | Registered model

ULTRA SLIM

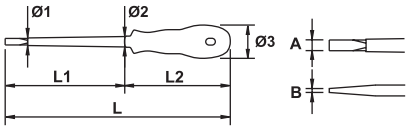

COD.		Ø 1 (mm)	Ø 2 (mm)	Ø 3 (mm)	L (mm)	L1 (mm)	L2 (mm)		
76078	PH-1	5	7.9	34	230	125	108	●	-
76079	PH-2	6	8.9	36	240		115		

1000 V | IEC 60900 | DIN ISO 8764 | Registered model

SLOTTED-PHILLIPS®* FOR TERMINAL SCREWS

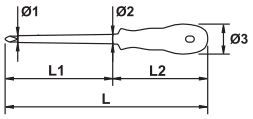

COD.			Ø 1 (mm)	Ø 2 (mm)	Ø 3 (mm)	L (mm)	L1 (mm)	L2 (mm)		
79163	DVE	PH-1	6,4	7,6	34	205	100	105	8	●
79164		PH-2	7,4	9,6	36	240	125	115	6	

1000 V | IEC 60900 | DIN ISO 8764 | Registered model

POZIDRIV®*

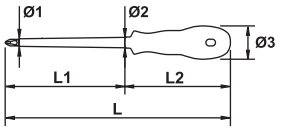

COD.		Ø 1 (mm)	Ø 2 (mm)	Ø 3 (mm)	L (mm)	L1 (mm)	L2 (mm)			
76633	PZ-0	4,4	5	26	145	60	85	16	●	●
76634	PZ-1	6,4	7,6	34	205	100	105	8		●
76635	PZ-2	7,4	9,6	36	240	125	115	6		-
76636	PZ-3	9,4	12,3	40	280	150	130			
76637	PZ-4				330	200				

1000 V | IEC 60900 | DIN ISO 8764 | Registered model

ULTRA SLIM

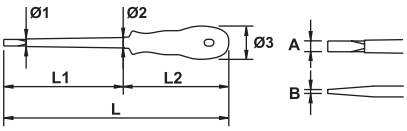

COD.		Ø 1 (mm)	Ø 2 (mm)	Ø 3 (mm)	L (mm)	L1 (mm)	L2 (mm)			
76080	PZ-1	5	8	34	230	125	105	8	●	●
76081	PZ-2	6	9	36	260		115	6		-

1000 V | IEC 60900 | DIN ISO 2380 | Registered model

SLOTTED-POZIDRIV®* FOR TERMINAL SCREWS

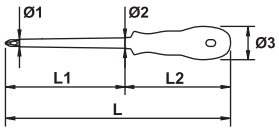

COD.			Ø 1 (mm)	Ø 2 (mm)	Ø 3 (mm)	L (mm)	L1 (mm)	L2 (mm)		
79165		PZ-1	6,4	7,6	34	205	100	105	8	●
79166		PZ-2	7,4	9,6	36	240	125	115	6	

1000 V | IEC 60900 | Registered model

TORX®*

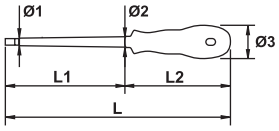

COD.		Ø 1 (mm)	Ø 2 (mm)	Ø 3 (mm)	L (mm)	L1 (mm)	L2 (mm)			
76638	T-6	4,4	8	26	135	50	85	16	●	●
76639	T-7									
76640	T-8		5							
76641	T-9				160	75				
76642	T-10									
76643	T-15	5,8	8	34	180		105			●
76644	T-20				205	100				
76645	T-25	6,4								
76646	T-27		9,6		220	115		8		
76647	T-30	7,4		36	240	125	115			-
76648	T-40	8,7	12,3	40	255		128	6		
76649	T-45	9,4			280	150				
76650	T-50	11,4	15		305	175				

1000 V | IEC 60900 | Registered model

TAMPER TORX

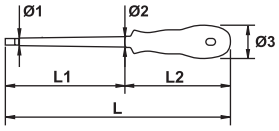

COD.		Ø 1 (mm)	Ø 2 (mm)	Ø 3 (mm)	L (mm)	L1 (mm)	L2 (mm)		
75037	TT-6	4,4	8	26	135	50	85	16	●
75038	TT-7								
75039	TT-8		5						
75040	TT-9				160	75			
75041	TT-10								
75042	TT-15	5,8	8	34	180		105		
75043	TT-20				205	100			
75044	TT-25	6,4							
75045	TT-27		9,6		220	115		8	
75046	TT-30	7,4		36	240	125	115		
75047	TT-40	8,7	12,3	40	255		128	6	
75048	TT-45	9,4			280	150			
75049	TT-50	11,4	15		305	175			

1000 V | IEC 60900 | Registered model

SOCKET SCREWDRIVER

MM

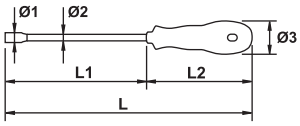

COD.	mm	Ø 1 (mm)	Ø 2 (mm)	Ø 3 (mm)	L (mm)	L1 (mm)	L2 (mm)		
74698	4	11	7,5	34	255	150	105	8	
74699	5								
74700	5,5								
74701	6	12,5	8,5	36	275	160	115	6	•
74702	7				290	175			
74703	8	16	10,5	40	305		130		
74704	9								
74705	10								
74706	11	19	11,5						
74707	12								
74708	13	21							
74709	14								

1000 V | IEC 60900 | Registered model

INCH

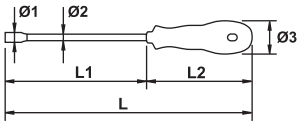

COD.	inch	Ø 1 (mm)	Ø 2 (mm)	Ø 3 (mm)	L (mm)	L1 (inch)	L2 (mm)		
75132	5/32	11	7,5	34	255	6	105	8	
74984	3/16								
75133	7/32								
74985	1/4	12,5	8,5	36	275		115	6	•
74986	5/16	16	10,5	40	305	7	130		
74987	3/8								
75136	25/64								
74988	7/16	19	11,5						
75138	15/32								
74989	1/2	21							

1000 V | IEC 60900 | Registered model

MM

COD.	mm		mm	L (mm)		
74664	9	11	130	115	6	●
74665	10					

1000 V | IEC 60900

MAGNETIC BIT HOLDER SCREWDRIVER

COD.	inch	L (mm)	g		
76737	1/4	210	120	6	●

1000 V | IEC 60900

HEXAGONAL ALLEN

MM

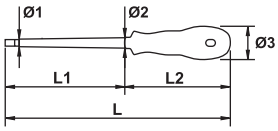

COD.	mm	Ø 1 (mm)	Ø 2 (mm)	Ø 3 (mm)	L (mm)	L1 (mm)	L2 (mm)		
74710	2,5	4,4	6	26	160	75	85	16	●
74711	3								
74712	4	5,8	8		185	100		8	
74713	5	6,4		34	205		105		
74714	6	7,8	11,2		230	125		6	
74715	8	9,8	13,4	40	280	150	130		-

1000 V | ICE 60900 | Registered model

INCH

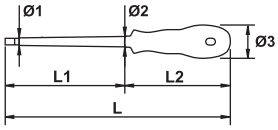

COD.	inch	Ø 1 (mm)	Ø 2 (mm)	Ø 3 (mm)	L (mm)	L1 (inch)	L2 (mm)		
75083	1/8	4,4	6	26	160	3	85	16	●
75084	5/32	5,8	8		185	4		8	
75131	13/64	6,4		34	205		105		
75097	5/16	9,8	13,4	40	280	6	130	6	-

1000 V | ICE 60900 | Registered model

TECHNICAL CHARACTERISTICS

MATERIAL
ROD: Chromium-Molybdenum-Vanadium (Cr-V)
HARDNESS
ROD: 52-56HRc
FINISH: PVC Orange color

This document has been created by EGA Master SL and all rights to it belong to it. Therefore, any copy or re-distribution of all or part of this document, whether in physical or electronic format, is prohibited, unless expressly authorized by EGA Master SL. Any infringement of these rights may be challenged through legal means.