Kolica za alat Eurovision sa 7 fioka

940EV4

Profili

1mm Premium + QualiCoat

Opis proizvoda

- materijal: premium PLUS čelični lim
- mogućnost ubacivanja dodataka
- na kolicima su postavljene slepe matice za fiksiranje pribora
- statička nosivost kolica bez točkova: 1600 kg
- nosivost svake fioke pojedinačno: 45 kg
- 7 fioka (5 dimenzija 563x365x70 mm, 2 dimenzije 563x410x150 mm)
- osnovne dimenzije sa drškom i točkovima D 800 x Š 440 x V 923 mm
- ukupna zapremina fioka: 140 litara

- fioke su kompatibilne sa sve 3 veličine SOS uložaka: 1/3, 2/3, 3/3

Prednosti:

- zaštitni, ekološki lak bez kadmijuma i olova
- otvaranje i zatvaranje fioka je vrlo jednostavno zahvaljujući rešenju koje omogućava ravnomerno kretanje - ručica fioke na gornjoj strani omogućava korisniku sinhronizovan prihvat i otvaranje fioke
- mehanizam za zatvaranje štiti od neželjenog otvaranja fioka
- neklizajuća zaštitna sintetička podloga fioka štiti fioke i alat od oštećenja
- efikasan sistem za zaključavanje
- bravica sa ključem i priveskom
- fioke sa kliznim vođicama
- točkovi prečnika 125 mm, za veću pokretljivost i stabilnost
- dinamičko opterećenje kolica: 500 kg

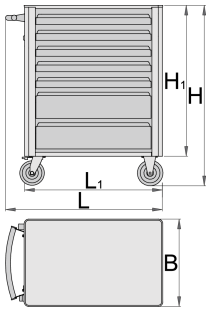

	L	B	H	L1	H1	
619885	800	440	923	700	768	57000

* Fotografije proizvoda su simbolične. Sve dimenzije su u mm, a težina u gramima. Sve navedene dimenzije mogu odstupati u granicama tolerancija.

Upotreba (slike)

Dodatna oprema

Sanduk za alat Eurovision tri fioke

Držač mrežasti Eurovision

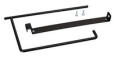
Držač papira Eurovision

Držač boce Eurovision


Garnitura pregrada za male fioke za art.940E i 940EV

Set od 4 pregrade za 940ECO

Držač za dokumentaciju

Nosač boce

Plastična zaštitna obloga

Ploča drvena

Nosač za odvijače za art.940E i 940EV

SOS uložak za alat - prazan

SOS uložak za alat - prazan

Rezervni delovi

Bravica sa ključevima

Klizni držač 940E1-9

Točkovi za kolica

Pravilna upotreba

- Lock all your drawers before trying to roll the tool carriage into a new work area.
- Set the brakes on the locking casters after you have rolled the cabinet to your work area.
- Treat you tool carriage, tool chests, or tool boxes with respect.
- Always follow the prescribed max load capacity of individual drawers and the carriage as a whole.
- Always put heavier objects in the bottom drawers
- Always close drawers when not in use.
- Always follow manufacturer manual instructions regarding assembly and repair of your tools.

- Don't open two or more drawers at the same time, there is high chance of it tipping over.
- Don't throw tools into drawer, always put the tools in.
- Don't use an opened drawer as a working surface.
- Don't clean a lacquered surface with a solvent cleaner.
- Don't pull a tool carriage as you won't be able to see where you are headed. Push it in front of you so you can see where you are going.
- Don't stack a tool carriage with too many extra chests or tool trays; it may tip over at the most unexpected time.
- Don't roll a tool carriage with loose tools or parts on top of the carriage.
- Don't roll a tool carriage too quickly; a pot hole in the floor or some hardware on the floor may cause an accident.
- Don't overload the drawers; if you haven't got room for all of your tools, you need a larger tool carriage.
- Don't open up too many loaded drawers at a time; close each drawer before opening up another. Heavily loaded opened drawers are an invitation to tipping.