Odvijač VDE krstasti PH

613VDE

Profili

1000V IEC 60900 · Premium Hard

Standardi

DIN EN IEC 60900 (VDE 0682-201):2019-04; EN IEC 60900:2018

Opis proizvoda

- vrh i stablo od hrom-vanadijum-molibdena, kaljen i ojačan
- vrh bruniran
- ručka ergonomski oblikovana
- ručka od polipropilena
- otvor u dršci za kačenje
- izrađen prema standardu ISO 8764-1,2 i EN IEC 60900

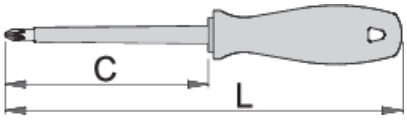

		C	L	
616478	PH0	60	145	34
616479	PH1	80	165	40

616480	PH2	100	200	74

* Fotografije proizvoda su simbolične. Sve dimenzije su u mm, a težina u gramima. Sve navedene dimenzije mogu odstupati u granicama tolerancija.

Upotreba (slike)

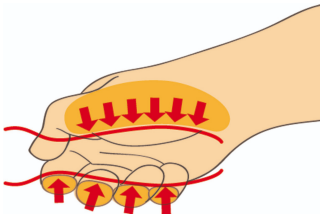

Ergonomski oblikovana drška za odličan prihvat i zaštitu ruke korisnika

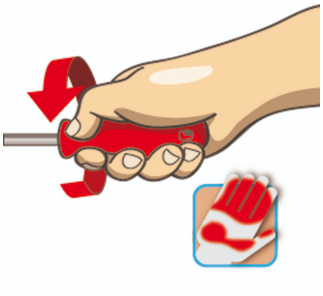

Velika kontaktna površina obezbeđuje postizanje većeg obrtnog momenta.

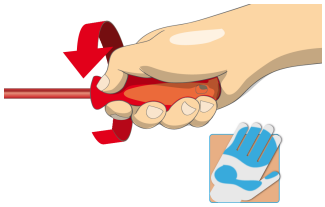

Ergonomski dizajnirana drška štiti vašu ruku

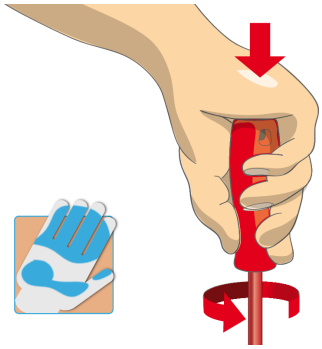

Velika kontaktna površina = veći obrtni moment

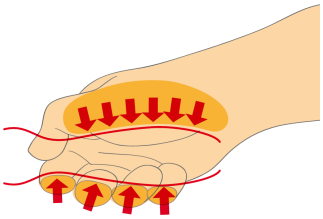

Pravilna upotreba

- Use a screw holding screwdriver to get screws started in awkward, hard-to-reach areas.
- Use a stubby screwdriver in close quarters where a conventional screwdriver cannot be used.
- A rounded tip should be redressed with a file; make sure edges are straight.
- Screwdrivers used in the shop are best stored in a rack. This way, the proper selection of the right screwdriver can be quickly made.
- Keep the screwdriver handle clean; a greasy handle is apt to cause accidents.
- A screwdriver should never be used as pry bar. If it is overstressed in this manner, the blade might break and send a particle of steel into the operator's arm or even towards his eyes.

- Don't use pliers on the handle of a screwdriver to get extra turning power. A wrench should only be used on the square shank or bolster of a screwdriver that is especially designed for that purpose.
- Don't expose a screwdriver blade to excessive heat as it may reduce the hardness of the blade.
- Don't use a screwdriver with a split or broken handle.
- Don't use a regular screwdriver to check a storage battery or to determine if an electrical circuit is live.
- Don't use tools that shows sign of wear and have the second layer of plastic visible.

- VDE tools that have several parts, have to be assembled correctly before use.
- When working with VDE tools avoid contact with water.

Najčešće postavljana pitanja

Da li se izolovani VDE alati smatraju ličnom zaštitnom opremom PPE?
Prema propisima EU, VDE alati se ne smatraju zaštitnom opremom PPE.

Da li se VDE alati testiraju samo na osnovu uzoraka u serijskoj proizvodnji?
Test visokog napona (pri 10 kV) se u potpunosti izvodi na svakom alatu. Ostala ispitivanja se vrše u skladu sa standardom EN60900.